

1. I have been told about the study and I know why it is being done and what to do. I know that I do not have to do it if I do not want to. If I have questions I can ask my teacher. I know that I can stop at any time.		
	Response Percent	Response Count
I understand and will begin the survey.	100.0%	24
I would rather not do it.	0.0%	0
answered question		24
skipped question		0



2. Where do you go to school?

	Response Percent	Response Count
IS 5	0.0%	0
IS 10	0.0%	0
IS 61	100.0%	24
IS 72	0.0%	0
IS 73	0.0%	0
IS 77	0.0%	0
IS 89	0.0%	0
IS 91	0.0%	0
IS 93	0.0%	0
IS 125	0.0%	0
IS 126	0.0%	0
IS 141	0.0%	0
IS 144	0.0%	0
IS 145	0.0%	0
IS 157	0.0%	0
IS 185	0.0%	0
IS 189	0.0%	0
IS 204	0.0%	0
IS 217	0.0%	0
IS 230	0.0%	0
IS 237	0.0%	0
PS 12	0.0%	0
PS 14	0.0%	0
PS 19	0.0%	0
PS 30	0.0%	0







PS 54	0.0%	0
PS 76	0.0%	0
PS 92	0.0%	0
PS 111	0.0%	0
PS 127	0.0%	0
PS 151	0.0%	0
PS 153	0.0%	0
Al-Iman School	0.0%	0
Al-Manoor School	0.0%	0
Bais Yaakov Academy	0.0%	0
Bnos Malka Academy	0.0%	0
El-Ber Islamic School	0.0%	0
Flushing High School	0.0%	0
Forest Hills HS	0.0%	0
Grover Cleveland HS	0.0%	0
Jamaica HS	0.0%	0
John Bowne High School	0.0%	0
Hevach High School	0.0%	0
Long Island City High School	0.0%	0
Machon Academy	0.0%	0
Martin Luther HS	0.0%	0
The Muslim Center Elementary School	0.0%	0
Newcomers High School	0.0%	0
Newtown HS	0.0%	0
Our Lady of Mercy	0.0%	0
Our Lady of Sorrows	0.0%	0
Queens Academy HS	0.0%	0

Queens Lutheran School	0.0%	0
Queens Vocational HS	0.0%	0
Razi School	0.0%	0
Redeemer Lutheran	0.0%	0
Resurrection Ascension School	0.0%	0
St. Adalbert	0.0%	0
St. Francis of Assisi School	0.0%	0
St. John Lutheran School	0.0%	0
St. Kevin School	0.0%	0
St. Mel School	0.0%	0
St. Nicholas of Tolentine	0.0%	0
St. Raphael School	0.0%	0
Sacred Heart School	0.0%	0
Shaarei Zion Ohel Bracha	0.0%	0
Tiferes Torah Institute	0.0%	0
William Cullen Bryant High School	0.0%	0
Yesheiva Tifereth Moshe	0.0%	0
Yeshivat Our Haim	0.0%	0
Other	0.0%	0
other school (please specify)		0
answered question		24
skipped question		0




3. What grade are you in?

	Response Percent	Response Count
6th 	8.3%	2
7th 	91.7%	22
8th	0.0%	0
9th	0.0%	0
10th	0.0%	0
11th	0.0%	0
12th	0.0%	0
answered question		24
skipped question		0




4. How often do you use your computer at home for homework?

	Response Percent	Response Count
I don't have a computer at home 	17.4%	4
I don't use my home computer for homework 	21.7%	5
A few times a year 	17.4%	4
About once a month 	4.3%	1
About once a week 	21.7%	5
Almost every night 	17.4%	4
answered question		23
skipped question		1





5. Compared to last year, this year my teachers are using computers...

	Response Percent	Response Count
less 	16.7%	4
about the same amount 	33.3%	8
more 	50.0%	12
<i>answered question</i>		24
<i>skipped question</i>		0






6. Compared to last year, this year students in my grade are using computers...

	Response Percent	Response Count
less 	16.7%	4
about the same amount 	41.7%	10
more 	41.7%	10
<i>answered question</i>		24
<i>skipped question</i>		0





7. During this school year, how much time per week did you spend using computers in your class(es)?

	Response Percent	Response Count
Not at all 	12.5%	3
Less than one period per week 	29.2%	7
1 or 2 periods (or a double period) per week 	45.8%	11
3 to 4 periods per week 	12.5%	3
More than 4 periods per week	0.0%	0
answered question		24
skipped question		0






8. During this school year, I typed up reports and assignments.

	Response Percent	Response Count
Never 	10.0%	2
A few times a year 	55.0%	11
About once a month 	20.0%	4
About once a week 	10.0%	2
Almost every day 	5.0%	1
answered question		20
skipped question		4





9. During this school year, I made spreadsheets and graphs.

	Response Percent	Response Count
Never 	25.0%	5
A few times a year 	45.0%	9
About once a month 	20.0%	4
About once a week 	10.0%	2
Almost every day	0.0%	0
answered question		20
skipped question		4





10. During this school year, I used blogs to communicate with other students and teachers

	Response Percent	Response Count
Never 	65.0%	13
A few times a year 	15.0%	3
About once a month 	5.0%	1
About once a week 	10.0%	2
Almost every day 	5.0%	1
answered question		20
skipped question		4





11. During this school year, I did research on the Internet for a report or assignment.

	Response Percent	Response Count
Never	0.0%	0
A few times a year 	50.0%	10
About once a month 	30.0%	6
About once a week 	15.0%	3
Almost every day 	5.0%	1
answered question		20
skipped question		4





12. During this school year, I made a PowerPoint presentation.

	Response Percent	Response Count
Never 	10.0%	2
A few times a year 	70.0%	14
About once a month 	10.0%	2
About once a week 	10.0%	2
Almost every day	0.0%	0
answered question		20
skipped question		4





13. During this school year, I used the computer to make a graphic novel.

		Response Percent	Response Count
Never		65.0%	13
A few times a year		25.0%	5
About once a month		5.0%	1
About once a week		5.0%	1
Almost every day		0.0%	0
answered question			20
skipped question			4





14. During this school year, I took a test on the computer.

		Response Percent	Response Count
Never		40.0%	8
A few times a year		35.0%	7
About once a month		15.0%	3
About once a week		10.0%	2
Almost every day		0.0%	0
answered question			20
skipped question			4




15. During this school year, I used a computer program to improve my study skills or learning skills.

		Response Percent	Response Count
Never		40.0%	8
A few times a year		25.0%	5
About once a month		15.0%	3
About once a week		20.0%	4
Almost every day		0.0%	0
answered question			20
skipped question			4




16. During this school year, I made or listened to a podcast.

		Response Percent	Response Count
Never		20.0%	4
A few times a year		50.0%	10
About once a month		20.0%	4
About once a week		10.0%	2
Almost every day		0.0%	0
answered question			20
skipped question			4





17. During this school year, I made or edited a webpage or worked in a web environment, like a wikispace.

		Response Percent	Response Count
Never		55.0%	11
A few times a year		25.0%	5
About once a month		0.0%	0
About once a week		20.0%	4
Almost every day		0.0%	0
answered question			20
skipped question			4





18. This school year, I collected data using equipment that go with the computer, like probes or PDAs.

		Response Percent	Response Count
Never		50.0%	10
A few times a year		25.0%	5
About once a month		25.0%	5
About once a week		0.0%	0
Almost every day		0.0%	0
answered question			20
skipped question			4







19. This school year, I made or edited a video or movie.

		Response Percent	Response Count
Never		40.0%	8
A few times a year		30.0%	6
About once a month		20.0%	4
About once a week		10.0%	2
Almost every day		0.0%	0
answered question			20
skipped question			4

20. During the past school year, I created or contributed to a web-based map or timeline.

		Response Percent	Response Count
Never		60.0%	12
A few times a year		0.0%	0
About once a month		25.0%	5
About once a week		5.0%	1
Almost every day		10.0%	2
answered question			20
skipped question			4

21. In which classes do you use technology. (Check all that apply)

		Response Percent	Response Count
Math		45.0%	9
Sciences		75.0%	15
English Language Arts		60.0%	12
Social Studies		80.0%	16
Art		0.0%	0
Music		0.0%	0
Physical Education/Gym		0.0%	0
ESL or ELL		10.0%	2
Computer Class		90.0%	18
Multi-Media		0.0%	0
None of the Above		0.0%	0
Other (please specify)			1
answered question			20
skipped question			4

22. How well do you know how to use the following equipment, applications or web sites?

	I never tried	I know the basics	I'm pretty good	I'm an expert	Response Count
Digital camera or video	30.4% (7)	21.7% (5)	17.4% (4)	30.4% (7)	23
Audacity or GarageBand	56.5% (13)	21.7% (5)	8.7% (2)	13.0% (3)	23
iMovie or Movie Maker	26.1% (6)	43.5% (10)	8.7% (2)	21.7% (5)	23
Wikispaces	65.2% (15)	21.7% (5)	4.3% (1)	8.7% (2)	23
NYLearns	47.8% (11)	43.5% (10)	4.3% (1)	4.3% (1)	23
Teacher/Class Blogs	30.4% (7)	47.8% (11)	13.0% (3)	8.7% (2)	23
Google Maps	26.1% (6)	30.4% (7)	30.4% (7)	13.0% (3)	23
Comic Life	52.2% (12)	21.7% (5)	13.0% (3)	13.0% (3)	23
	answered question				23
	skipped question				1

23. How much do you agree with these statements?

	Strongly Disagree	Disagree	Agree	Strongly Agree	Rating Average	Response Count
I am able to learn more when I use computers in my school.	17.4% (4)	4.3% (1)	47.8% (11)	30.4% (7)	2.91	23
I work harder on my assignments when I am using a computer.	8.7% (2)	30.4% (7)	39.1% (9)	21.7% (5)	2.74	23
I would be a better student if I got to use technology more in school.	13.0% (3)	8.7% (2)	47.8% (11)	30.4% (7)	2.96	23
Teachers in this school know a lot about how to use computers to help students learn more.	8.7% (2)	17.4% (4)	47.8% (11)	26.1% (6)	2.91	23
There are enough computers in my school for students to use for their schoolwork.	17.4% (4)	34.8% (8)	39.1% (9)	8.7% (2)	2.39	23
I am using computers in my class (es) in ways that other students in this school are not.	13.0% (3)	56.5% (13)	21.7% (5)	8.7% (2)	2.26	23
I have shown other students how to do things with computers.	17.4% (4)	43.5% (10)	30.4% (7)	8.7% (2)	2.30	23
I have shown a teacher how to do things with computers.	26.1% (6)	39.1% (9)	21.7% (5)	13.0% (3)	2.22	23
I use computers more in my class (es) than other students in this school	13.0% (3)	56.5% (13)	26.1% (6)	4.3% (1)	2.22	23
answered question						23
skipped question						1